

**Sri Vijay Vidyalaya College of Arts and Science,
Nallampalli, Dharmapuri.**

(Affiliated to Periyar University, Salem-11, Tamilnadu, India)
Recognized 2f and 12b under the UGC Act, 1956
Accredited with A grade by NAAC.



Criterion - IV

Infrastructure and Learning Resources

4.1.2: *Percentage of expenditure for infrastructure development and augmentation excluding salary during the last five years*

Sri Vijay Vidyalaya College of Arts & Science
Statement of Income and Expenditure for the year ended 31 March 2019

| Particulars | Amount | Particulars | Amount |
|--------------------------------|--------------------|--------------|--------------------|
| Advertisement | 782,785 | Fees | 128,360,518 |
| Affiliation expenses | 1,593,382 | Other Income | 10,000 |
| Depreciation | 9,880,431 | | |
| Electricity Charges | 1,640,775 | | |
| Employee welfare expenses | 454,485 | | |
| EPF | 2,292,423 | | |
| Examination expenses | 7,684,750 | | |
| Finance Charges | 77,511 | | |
| Freight charges | 42,541 | | |
| Programme Exp | 2,144,169 | | |
| Legal and Professional charges | 218,100 | | |
| Miscellaneous Expenses | 262,542 | | |
| Newspaper and Periodicals | 41,564 | | |
| Printing and Stationery | 1,948,378 | | |
| Purchase of Books and Uniforms | 449,596 | | |
| Salaries and wages | 35,683,084 | | |
| Maintenance | 1,040,819 | | |
| Postages & Courier | 4,387 | | |
| Telephone & Internet Exp | 157,459 | | |
| Insurance | 16,416 | | |
| Travelling expenses | 86,217 | | |
| Vehicle Maintenance | 35,056,838 | | |
| Surplus | 26,811,866 | | |
| | 128,370,518 | | 128,370,518 |

For Sri Vijay Vidyalaya College of Arts & Science

Wcom

As per our report of even date.

For **R.RAVINDHER & CO.,**

Chartered Accountants.

FRN : 13113S

R. Ravindher

R.RAVINDHER,

Proprietor.

Membership No. 200647



Sri Vijay Vidyalaya College of Arts & Science
Statement of Affairs as at 31 March 2019

| Liabilities | Amount | Assets | Amount |
|-----------------------------------|--------------------|----------------------------------|--------------------|
| Capital Fund Schedule 1 | 144,742,629 | Fixed Assets Schedule 4 | 33,776,916 |
| Loans (Liability) Schedule 2 | 8,247,855 | Current Assets Schedule 5 | 36,451,000 |
| Current Liabilities Schedule 3 | 1,490,820 | Branch / Divisions Schedule 6 | 84,253,388 |
| Total | 154,481,304 | Total | 154,481,304 |

For Sri Vijay Vidyalaya College of Arts & Science

Wem

As per our report of even date.
 For **R.RAVINDHER & CO.,**
 Chartered Accountants.
 FRN : 13113S

R. Ravindher

R.RAVINDHER,
 Proprietor.
 Membership No. 200647



| SCHEDULES | | | |
|---|--------------------|---------------------------------------|-------------------|
| Schedule 1 : Capital Fund | | Schedule 5 : Current assets | |
| Opening Balance | 117,930,763 | Deposits | 22,813,670 |
| Add: Net income | 26,811,866 | Cash in hand | 1,486,946 |
| Closing Balance | 144,742,629 | Cash at Bank | 11,261,433 |
| Schedule 2 : Loans (liability) | | Loans and Advances | 782,000 |
| Secured Loan | 8,247,855 | TDS & TCS | 106,951 |
| | 8,247,855 | | 36,451,000 |
| Schedule 3 : Current liabilities | | Schedule 6 : Branch / Division | |
| Sundry creditors | 1,490,820 | SVV Educational Institution | 84,253,387 |
| | 1,490,820 | | 84,253,387 |

hrcm

[Handwritten Signature]



| Schedule 4 : Fixed assets | | | | | | | |
|---------------------------|-------------------------|------------------|------------------|----------|--------------|------------------|-------------------------|
| Name of the asset | WDV as at 31.03.2018 | Additions | | Deletion | Depreciation | | WDV as at 31.03.2019 |
| | | > 180 days | < 180 days | | Rate | Amount | |
| Books | 390,562 | | 245,305 | - | 10% | 51,321 | 584,545 |
| Equipments | 5,407,220 | 220,172 | 879,191 | - | 15% | 910,048 | 5,596,535 |
| Furniture & Fixtures | 8,841,858 | 82,500 | 223,650 | - | 10% | 903,618 | 8,244,390 |
| Vehicles | 17,958,947 | 7,821,013 | 1,416,291 | - | 30% | 7,947,188 | 19,249,063 |
| Computer & Accessories | 164,089 | 6,550 | | - | 40% | 68,255 | 102,383 |
| Total | 32,762,675 | 8,130,235 | 2,764,437 | - | | 9,880,431 | 33,776,916 |

✓ *hwm*

R. B.



01c

Sri Vijay Vidyalaya College of Arts & Science
Statement of Income and Expenditure for the year ended 31 March 2020

| Particulars | Amount | Particulars | Amount |
|-----------------------------------|---------------------|-----------------|---------------------|
| Affiliation and Other Fees | 23,13,231 | Fees Collection | 13,54,87,576 |
| Bus Expenses | 3,79,06,427 | Interest income | 4,44,649 |
| Certificate and License Exp | 3,21,355 | Other Income | 3,64,500 |
| Pur. Books and Notes | 4,76,278 | | |
| Repairs and Maintenance | 4,22,618 | | |
| Salary | 4,02,13,087 | | |
| Student Development Exp | 1,12,81,778 | | |
| Advertisement | 2,72,613 | | |
| Bank Charges | 1,12,443 | | |
| Consulting & Professional Charges | 72,000 | | |
| Depreciation | 57,46,365 | | |
| Printing & Stationery | 24,68,618 | | |
| Travelling Exp | 24,140 | | |
| Electricity Charges | 16,20,427 | | |
| Welfare Expenses | | | |
| Software Exp | | | |
| Vehicle Maintenance | | | |
| Canteen Expenses | 1,28,93,463 | | |
| Telephone Expenses | 1,20,901 | | |
| Surplus | 2,00,30,981 | | |
| | 13,62,96,725 | | 13,62,96,725 |

As per our report of even date.

For Sri Vijay Vidyalaya College of Arts & Science

For R.RAVINDHER & CO.,
 Chartered Accountants.
 FRN : 13113S

R. Ravindher
 R.RAVINDHER,
 Proprietor.
 Membership No. 200647




Sri Vijay Vidyalaya College of Arts & Science
Statement of Affairs as at 31 March 2020

| Liabilities | Amount | Assets | Amount |
|-----------------------------------|---------------------|----------------------------------|---------------------|
| Capital Fund Schedule 1 | 16,47,73,611 | Fixed Assets Schedule 4 | 3,53,75,593 |
| Loans (Liability) Schedule 2 | 81,83,772 | Current Assets Schedule 5 | 2,20,23,060 |
| Current Liabilities Schedule 3 | 30,14,032 | Branch / Divisions Schedule 6 | 11,85,72,762 |
| Total | 17,59,71,415 | Total | 17,59,71,415 |

For Sri Vijay Vidyalaya College of Arts & Science

As per our report of even date.

For R.RAVINDHER & CO.,
Chartered Accountants.
FRN : 13113S




R.RAVINDHER,
Proprietor.

Membership No. 200647



| SCHEDULES | | | |
|---|--------------|---------------------------------------|--------------|
| Schedule 1 : Capital Fund | | Schedule 5 : Current assets | |
| Opening Balance | 14,47,42,630 | Deposits | 1,47,03,893 |
| Add: Net income | 2,00,30,981 | Cash in hand | 45,84,755 |
| Closing Balance | 16,47,73,611 | Cash at Bank | 23,18,605 |
| | | Loans and Advances | 4,15,807 |
| Schedule 2 : Loans (liability) | | | 2,20,23,060 |
| Secured Loan | 81,83,772 | | |
| | 81,83,772 | | |
| Schedule 3 : Current liabilities | | Schedule 6 : Branch / Division | |
| Sundry creditors | 23,58,613 | SVV Educational Institution | 11,61,68,605 |
| Scholarship | 6,54,331 | SVV Nursing | 19,95,632 |
| Provisions | 1,088 | SVV College of Education | 2,81,848 |
| | 30,14,032 | SVV Pharmacy | 1,26,677 |
| | | | 11,85,72,762 |



| Schedule 4 : Fixed assets | | | | | | |
|---------------------------|-------------------------|------------------|----------|--------------|------------------|-------------------------|
| Name of the asset | WDV as at 31.03.2019 | Additions | Deletion | Depreciation | | WDV as at 31.03.2020 |
| | | | | Rate | Amount | |
| Books | 5,84,545 | 2,86,355 | - | 10% | 84,884 | 7,86,016 |
| Equipments | 55,96,535 | 2,48,200 | - | 15% | 8,70,576 | 49,74,159 |
| Furniture & Fixtures | 82,44,390 | 76,986 | - | 10% | 8,26,913 | 74,94,463 |
| Vehicles | 1,92,49,063 | 67,22,000 | - | 30% | 38,95,661 | 2,20,75,402 |
| Computer & Accessories | 1,02,384 | 11,500 | - | 40% | 68,331 | 45,553 |
| Total | 3,37,76,917 | 73,45,041 | - | | 57,46,365 | 3,53,75,593 |

R. Ravinder



Sri Vijay Vidyalaya College of Arts & Science
Statement of Income and Expenditure for the year ended 31 March 2021

| Particulars | Amount | Particulars | Amount |
|-----------------------------------|--------------------|-----------------|--------------------|
| Affiliation and Other Fees | 47,96,746 | Fees Collection | 5,73,28,095 |
| Bus Expenses | 1,29,95,733 | Interest income | 1,20,253 |
| Certificate and License Exp | 32,241 | | |
| Repairs and Maintenance | 1,05,582 | | |
| Salary | 1,93,45,623 | | |
| Student Development Exp | 5,86,121 | | |
| Advertisement | 1,50,333 | | |
| Bank Charges | 1,15,319 | | |
| Consulting & Professional Charges | 58,000 | | |
| Depreciation | 50,08,707 | | |
| Printing & Stationery | 7,02,241 | | |
| Travelling Exp | 27,589 | | |
| Electricity Charges | 9,36,147 | | |
| Welfare Expenses | 2,15,730 | | |
| Hostel Expenses | 20,52,453 | | |
| Surplus | 1,03,19,783 | | |
| | 5,74,48,348 | | 5,74,48,348 |

For Sri Vijay Vidyalaya College of Arts & Science

As per our report of even date.
 For R.RAVINDHER & CO.,
 Chartered Accountants.
 FRN : 13113S

R. Ravindher
 R.RAVINDHER,
 Proprietor.
 Membership No. 200647



amur-le
PRINCIPAL
SRI VIJAY VIDYALAYA
COLLEGE OF ARTS & SCIENCE
DHARMAPURI-636 701.

Sri Vijay Vidyalaya College of Arts & Science
Statement of Affairs as at 31 March 2021

| Liabilities | Amount | Assets | Amount |
|-----------------------------------|---------------------|----------------------------------|---------------------|
| Capital Fund Schedule 1 | 17,50,93,394 | Fixed Assets Schedule 4 | 3,07,77,445 |
| Loans (Liability) Schedule 2 | 38,99,374 | Current Assets Schedule 5 | 2,78,67,571 |
| Current Liabilities Schedule 3 | 16,88,423 | Branch / Divisions Schedule 6 | 12,20,36,175 |
| Total | 18,06,81,191 | Total | 18,06,81,191 |

For Sri Vijay Vidyalaya College of Arts & Science

As per our report of even date.

For R.RAVINDHER & CO.,

Chartered Accountants.

FRN : 13113S



R.RAVINDHER,

Proprietor.

Membership No. 200647



Janu-21
PRINCIPAL
SRI VIJAY VIDYALAYA
COLLEGE OF ARTS & SCIENCE
DHARMAPURI-636 701.

| SCHEDULES | | | |
|---|--------------|---------------------------------------|--------------|
| Schedule 1 : Capital Fund | | Schedule 5 : Current assets | |
| Opening Balance | 16,47,73,611 | Deposits | 62,33,003 |
| Add: Net income | 1,03,19,783 | Cash in hand | 98,037 |
| Closing Balance | 17,50,93,394 | Cash at Bank | 2,09,18,331 |
| | | Loans and Advances | 6,18,200 |
| Schedule 2 : Loans (liability) | | 2,78,67,571 | |
| Secured Loan | 38,99,374 | | |
| | 38,99,374 | | |
| Schedule 3 : Current liabilities | | Schedule 6 : Branch / Division | |
| Sundry creditors | 8,03,542 | SVV Educational Institution | 11,96,32,018 |
| Scholarship | 8,84,881 | SVV Nursing | 19,95,632 |
| | | SVV College of Education | 2,81,848 |
| | 16,88,423 | SVV Pharmacy | 1,26,677 |
| | | 12,20,36,175 | |

R. Ravindher



amur-le
PRINCIPAL
SRI VIJAY VIDYALAYA
COLLEGE OF ARTS & SCIENCE
DHARMAPURI-636 701.

Sri Vijay Vidyalaya College of Arts and Science
(Run by Sri Vijay Vidyalaya Educational Institution)
 (Address: Nallampalli Vill and Taluk, Dharmapuri-636807, Tamil Nadu, India)
Balance Sheet as at 31 March 2022

(In Rs)

| Particulars | Note | 31 March 2022 | 31 March 2021 |
|---|------|---------------|---------------|
| I. EQUITY AND LIABILITIES | | | |
| (1) Owners' Fund | | | |
| (a) Owners Capital Account | 1 | 190,684,613 | 175,093,395 |
| Total | | 190,684,613 | 175,093,395 |
| (2) Non-current liabilities | | | |
| (a) Long-term Borrowings | 2 | 428,688 | 3,899,374 |
| Total | | 428,688 | 3,899,374 |
| (3) Current liabilities | | | |
| (a) Other Current Liabilities | 3 | 474,615 | 1,688,423 |
| Total | | 474,615 | 1,688,423 |
| Total Equity and Liabilities | | 191,587,916 | 180,681,192 |
| II. ASSETS | | | |
| (1) Non-current assets | | | |
| (a) Property, Plant and Equipment and Intangible Assets | | | |
| (i) Property, Plant and Equipment | 4 | 26,585,896 | 30,777,445 |
| Total | | 26,585,896 | 30,777,445 |
| (2) Current assets | | | |
| (a) Cash and cash equivalents | 5 | 2,838,443 | 21,016,369 |
| (b) Short-term Loans and Advances | 6 | 432,000 | 618,200 |
| (c) Other Current Assets | 7 | 161,731,577 | 128,269,178 |
| Total | | 165,002,020 | 149,903,747 |
| Total Assets | | 191,587,916 | 180,681,192 |

See accompanying notes which form part of the financial statements

As per our report of even date
 For **R.RAVINDHER & CO.,**
 Chartered Accountants
 Firm's Registration No. 013113S


R.RAVINDHER
 Proprietor
 Membership No. 200647
 Place: Chennai
 Date: 15 September 2022



For Sri Vijay Vidyalaya College of Arts and Science
 (Run by Sri Vijay Vidyalaya Educational Institution)



Trustee


PRINCIPAL
 SRI VIJAY VIDYALAYA
 COLLEGE OF ARTS & SCIENCE
 DHARMAPURI-636 701.

Sri Vijay Vidyalaya College of Arts and Science
(Run by Sri Vijay Vidyalaya Educational Institution)
 (Address: Nallampalli Vill and Taluk, Dharmapuri-636807, Tamil Nadu, India)
Statement of Profit and loss for the year ended 31 March 2022

(In Rs)

| Particulars | Note | 31 March 2022 | 31 March 2021 |
|---|------|-------------------|-------------------|
| Revenue from Operations | 8 | 93,618,213 | 57,328,095 |
| Other Income | 9 | 78,010 | 120,253 |
| Total Income | | 93,696,223 | 57,448,348 |
| Expenses | | | |
| Employee Benefit Expenses | 10 | 25,269,665 | 19,561,353 |
| Finance Costs | 11 | 150,459 | 115,319 |
| Depreciation and Amortization Expenses | 12 | 4,290,149 | 5,008,707 |
| Other Expenses | 13 | 48,394,731 | 22,443,185 |
| Total expenses | | 78,105,004 | 47,128,564 |
| Profit/(Loss) before Exceptional and Extraordinary Item and Tax | | 15,591,219 | 10,319,784 |
| Exceptional Item | | - | - |
| Profit/(Loss) before Extraordinary Item and Tax | | 15,591,219 | 10,319,784 |
| Extraordinary Item | | - | - |
| Profit/(Loss) before Tax | | 15,591,219 | 10,319,784 |
| Tax Expenses | | | |
| Profit/(Loss) for the period | | 15,591,219 | 10,319,784 |

See accompanying notes which form part of the financial statements

As per our report of even date
 For R.RAVINDHER & CO.,
 Chartered Accountants
 Firm's Registration No. 0131135

For Sri Vijay Vidyalaya College of Arts and Science
 (Run by Sri Vijay Vidyalaya Educational Institution)


R.RAVINDHER
 Proprietor
 Membership No. 200647
 Place: Chennai
 Date: 15 September 2022



Anur - le
PRINCIPAL
SRI VIJAY VIDYALAYA
COLLEGE OF ARTS & SCIENCE
 DHARMAPURI 636 807.

Trustee

* General Note

(Sri Vijay Vidyalaya College of Arts and Science) is one of the Institutions Run by SRI VIJAY VIDYALAYA EDUCATIONAL INSTITUTIONS

The consolidated Financials of the Trust is audited vide Audit Report dated 15.09.2022 and UDIN for the consolidated Audit Report and its Financials is UDIN :22200647AUAAMO8487

1 Owners Capital Account

(In Rs)

| Particulars | 31 March 2022 | 31 March 2021 |
|-----------------------|---------------|---------------|
| Opening Balance | 175,093,394 | 164,773,611 |
| Profit for the period | 15,591,219 | 10,319,784 |
| Total of Credit Side | 190,684,613 | 175,093,395 |
| Less: | | |
| Total of Debit Side | - | - |
| Total | 190,684,613 | 175,093,395 |

2 Long term borrowings

(In Rs)

| Particulars | 31 March 2022 | 31 March 2021 |
|-------------------------------|---------------|---------------|
| Secured Term loans from banks | 428,688 | 3,899,374 |
| Total | 428,688 | 3,899,374 |

3 Other current liabilities

(In Rs)

| Particulars | 31 March 2022 | 31 March 2021 |
|----------------|---------------|---------------|
| Other payables | 147,165 | 803,542 |
| Scholarship | 327,450 | 884,881 |
| Total | 474,615 | 1,688,423 |



mu-10
PRINCIPAL
SRI VIJAY VIDYALAYA
COLLEGE OF ARTS & SCIENCE
DHARMAPURI-636 701.

4 Property, Plant and Equipment

(In Rs)

| Name of Assets | Gross Block | | | Depreciation and Amortization | | | | Net Block | Net Block |
|-----------------------------------|-------------------|---------------|-----------|-------------------------------|-------------------|------------------|-----------|--------------------|--------------------|
| | As on 1/Apr/21 | Addition | Deduction | As on 31/Mar/22 | As on 1/Apr/21 | for the year | Deduction | As on 31/Mar/22 | As on 31/Mar/21 |
| (i) Property, Plant and Equipment | | | | | | | | | |
| Books | 756,768 | | | 756,768 | | 75,677 | | 75,677 | 756,768 |
| Computer & Accessories | 162,756 | | | 162,756 | | 65,102 | | 65,102 | 162,756 |
| Equipment | 4,348,578 | 16,600 | | 4,365,178 | | 653,532 | | 653,532 | 4,348,578 |
| Furnitures & Fixtures | 6,396,889 | | | 6,396,889 | | 639,681 | | 639,681 | 6,396,889 |
| Hostel Assets | 348,363 | 82,000 | | 430,363 | | 41,537 | | 41,537 | 348,363 |
| Vehicles | 18,764,091 | | | 18,764,091 | | 2,814,620 | | 2,814,620 | 18,764,091 |
| Total | 30,777,445 | 98,600 | - | 30,876,045 | - | 4,290,149 | - | 4,290,149 | 30,777,445 |
| Previous Year | 35,375,593 | 410,559 | | 35,786,152 | | 5,008,707 | | 5,008,707 | 30,777,445 |



dmw-6
PRINCIPAL
SRI VIJAY VIDYALAYA
COLLEGE OF ARTS & SCIENCE
DHARMAPURI-636 701.

5 Cash and cash equivalents

(In Rs)

| Particulars | 31 March 2022 | 31 March 2021 |
|---------------------|------------------|-------------------|
| Balances with banks | 2,805,821 | 20,918,332 |
| Cash on hand | 32,622 | 98,037 |
| Total | 2,838,443 | 21,016,369 |

6 Short term loans and advances

(In Rs)

| Particulars | 31 March 2022 | 31 March 2021 |
|-----------------------------|----------------|----------------|
| Advances to Employees | 182,000 | 368,200 |
| Others | | |
| -Advance: CKM Fuels Station | 250,000 | 250,000 |
| Total | 432,000 | 618,200 |

7 Other current assets

(In Rs)

| Particulars | 31 March 2022 | 31 March 2021 |
|--------------------|--------------------|--------------------|
| Branch / Divisions | 152,356,286 | 122,036,175 |
| Deposits (Asset) | 9,375,291 | 6,233,003 |
| Total | 161,731,577 | 128,269,178 |

8 Revenue from operations


(In Rs)

| Particulars | 31 March 2022 | 31 March 2021 |
|------------------|-------------------|-------------------|
| Others | | |
| -Fees Collection | 93,618,213 | 57,328,095 |
| Total | 93,618,213 | 57,328,095 |

9 Other Income

(In Rs)

| Particulars | 31 March 2022 | 31 March 2021 |
|-----------------|---------------|----------------|
| Interest Income | 78,010 | 120,253 |
| Total | 78,010 | 120,253 |



mur-4
PRINCIPAL
SRI VIJAY VIDYALAYA
COLLEGE OF ARTS & SCIENCE
DHARMAPURI-636 701.

10 Employee benefit expenses

(In Rs)

| Particulars | 31 March 2022 | 31 March 2021 |
|------------------------|-------------------|-------------------|
| Salaries and wages | 24,659,147 | 19,345,623 |
| Staff welfare expenses | 610,518 | 215,730 |
| Total | 25,269,665 | 19,561,353 |

11 Finance costs


(In Rs)

| Particulars | 31 March 2022 | 31 March 2021 |
|------------------|----------------|----------------|
| Interest expense | 150,459 | 115,319 |
| Total | 150,459 | 115,319 |

12 Depreciation and amortization expenses

(In Rs)

| Particulars | 31 March 2022 | 31 March 2021 |
|--------------|------------------|------------------|
| Depreciation | 4,290,149 | 5,008,707 |
| Total | 4,290,149 | 5,008,707 |



mu - le
PRINCIPAL
SRI VIJAY VIDYALAYA
COLLEGE OF ARTS & SCIENCE
DHARMAPURI-636 701.

13 Other expenses

| Particulars | (In Rs) | |
|-----------------------------------|-------------------|-------------------|
| | 31 March 2022 | 31 March 2021 |
| Advertisement | 328,390 | 150,333 |
| Affiliation and Other Fees | 8,483,095 | 4,796,746 |
| Bus Maintenance | 27,865,587 | 12,995,732 |
| Certificate and License Fees | - | 32,241 |
| Consulting & Professional Charges | 108,977 | 58,000 |
| Electricity Charges | 1,403,629 | 936,147 |
| Hostel Expenses | 7,480,376 | 2,052,453 |
| Printing and Stationery | 543,287 | 702,241 |
| Repairs and Maintenance | 601,873 | 105,582 |
| Student Development & Welfare | 1,438,332 | 586,121 |
| Travelling Expenses | 141,185 | 27,589 |
| Total | 48,394,731 | 22,443,185 |

For R.RAVINDHER & CO.,
Chartered Accountants
Firm's Registration No. 013113S

For Sri Vijay Vidyalaya College of Arts and Science
(Run by Sri Vijay Vidyalaya Educational Institution)




R.RAVINDHER
Proprietor
Membership No. 200647
Place: Chennai
Date: 15 September 2022



Trustee




PRINCIPAL
SRI VIJAY VIDYALAYA
COLLEGE OF ARTS & SCIENCE
DHARMAPURI-636 701.